

# TIBCO Spotfire for Corporate Finance

## USE CASE EXAMPLES

Nearly every financial function benefits from Spotfire analysis and reporting:

- **Accounts payable:** Analyze to identify major suppliers, provide reports to internal auditors, and quickly see how many invoices were processed each month, by whom, the kind of workflow used, the country, and amount per supplier.
- **Business process outsourcing:** Track and collaborate with third-party service providers on cycle time to determine efficacy and identify savings.
- **Customer profitability:** Calculate customer life time value and optimize levels of sales, marketing, and support by customer segment to increase revenue.
- **Expense and revenue analysis:** Quickly see, on one screen, revenue and expenses by vertical, type, division, region, etc. View outliers to reduce nonessential air travel and non-core business related expenses. Or predict expenses by month using Holt-winters forecasting.
- **Expense report analysis:** Analyze the annual volume of transactions and dollar amounts in a single report. Easily spot unusual expenditures and incorrect combinations, such as submitting expenses for mileage and car rental fees.
- **General ledger:** Rely on more robust and timely reporting that is not dependent on quarterly close to view the condition of the balance sheet.
- **Internal controls:** Ensure compliance with SOX and other regulations. Ensure well-documented internal controls to satisfy auditors. Track each control around the company, receive alerts if abnormal activity is found, and drill down into contextual data to explore for further action.

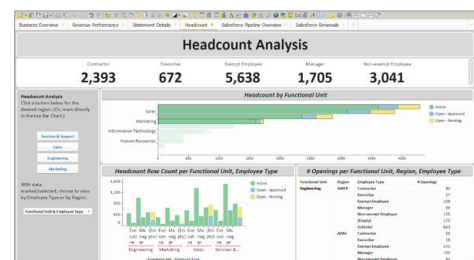
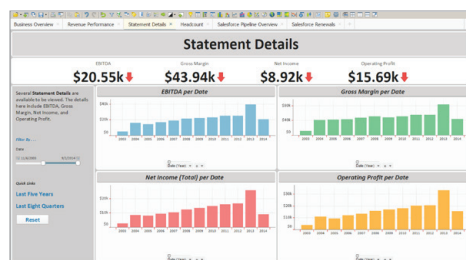
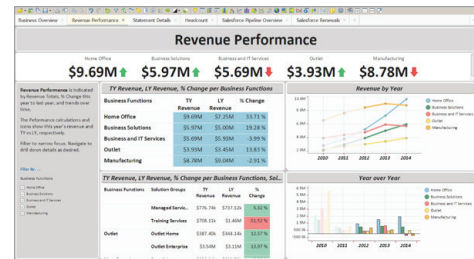
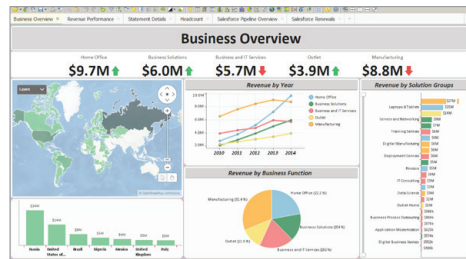
## AT A GLANCE

Spotfire provides Corporate Finance with easy exploration of data to any level of detail without requiring IT resources. This self-service discovery enables fast understanding of what is driving changes in key performance indicators—and smarter, faster decisions.

Whether for exploring budgets vs. actual expenses, monitoring currency hedging positions, minimizing time preparing for audit, or drilling into revenue drivers to better predict trends, TIBCO Spotfire® delivers fastest time to actionable insight, helping you optimize business performance instead of wrestling with spreadsheets. Using Spotfire visual analytics, it's no longer about the data—it's about instantly turning insight into action.

## EXECUTIVE DASHBOARDS

Today's Finance executives require more than extracts from manually compiled spreadsheets. You need answers quickly: How do actual operating expenses compare against the budget? What's the total amount billed, paid, or still owed? Are expenses running on par with original estimates? With Spotfire, you can quickly and easily develop a wealth of actionable insight from data that would otherwise be hidden in big data across multiple repositories.



## COMPLETE DATA, GREATER VISIBILITY

Spotfire analytics alleviates complexity by mashing together data from many sources into one file. From disparate information systems, data flows into preconfigured web dashboards. Visualizations can be built on-the-fly on a single screen, and users can slice and dice data in different ways to spot trends and patterns immediately and get to actionable insight.

Spotfire gives Finance departments unprecedented ability to impact top-line growth, reduce costs, enforce compliance, and master risk management. It allows effectively analyzing data, without the time lag and inaccuracy associated with other reporting processes.

- **Purchase order analysis:** Consolidate and optimize various accounts and purchases to eliminate waste and fraud and identify cost-saving opportunities.
- **Sales productivity and forecasting:** Get visibility into deals in the pipeline, highlighting outliers not in line with the forecast to enable sales management to take immediate action to address the issue. Forecast more accurately and identify prospects that will yield the highest value and convert most quickly.
- **Services utilization:** Easily spot organizations running hot, proactively avoid employee burnout, and reallocate resources.
- **Treasury functions:** Monitor various aspects of current and projected cash inflows and outflows to ensure that there is sufficient cash to fund company operations. For example, tracking and understanding range of potential currency variability.

## BENEFITS

- **Ease of use:** Supplies an intuitive, self-service approach to data exploration without requiring IT intervention
- **Actionable insight:** Includes all your data for analysis and interrogation for the most powerful insights leading to smart, high-value decisions
- **Increased productivity:** Provides broad capabilities and advanced analytics for greater breadth and depth of analysis, including statistical computing
- **Time savings:** Helps monitor and anticipate trends, patterns, and correlations of headcount, revenue, expenses, sales, and other measures as they emerge, supporting a lot more work in a lot less time
- **Confidence in decision-making:** Supplies clear visualizations of budgets, expenses, foreign reserves, and real-time hedging positions, allowing opportunities to be seized and risks avoided

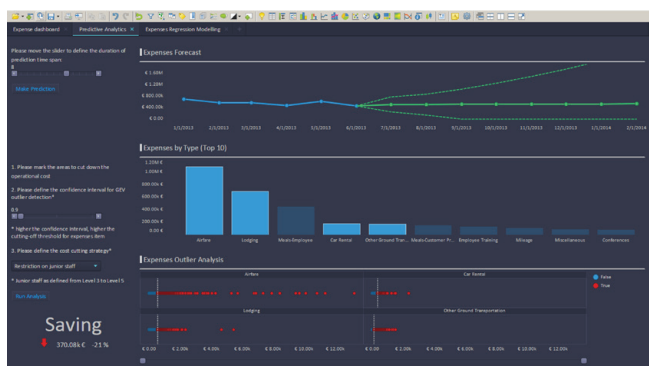
## FEATURES

- **Self-Service Visual Data Discovery:** Rapidly merge data and freely discover, filter, and drill down to any level of detail without IT intervention.
- **Recommendations:** Get up to speed quickly with an AI engine that automatically suggests the appropriate visualization based on the data.
- **Data Access and Preparation:** Easily combine data from different sources without IT support and quickly gain a comprehensive view of the business, while adhering to security policies.
- **Contextual Collaboration:** Collaborate more effectively by incorporating a threaded conversation about the analysis and highlight insights to drive a discussion and decisions with the team.
- **Enterprise Accessibility:** Securely scale and integrate across the enterprise with maximum flexibility. Easily make analytics available to all users.
- **Predictive and Event-driven Analytics:** Learn from historic data and apply this intelligence to current and real-time data. Anticipate opportunities and risks. Get to insight quickly and take corrective action.

SPOTFIRE AT  
CONSORSBANK,  
GERMANY

"One major benefit is that you can virtually communicate with data. You can look at it independently from the widest range of angles, which provides new knowledge quickly."

—Wolfgang Lanfer,  
department head



Time series prediction on expenses, expenses outlier analysis, and what-if scenarios showing impact of cost cutting strategies.

Get more information or try Spotfire now at: [spotfire.tibco.com/trial](http://spotfire.tibco.com/trial)  
Check out the TIBCO Analytics blog at: <http://www.tibco.com/blog/category/analytics/>



**Global Headquarters**  
3307 Hillview Avenue  
Palo Alto, CA 94304  
+1 650-846-1000 TEL  
+1 800-420-8450  
+1 650-846-1005 FAX  
[www.tibco.com](http://www.tibco.com)

TIBCO fuels digital business by enabling better decisions and faster, smarter actions through the TIBCO Connected Intelligence Cloud. From APIs and systems to devices and people, we interconnect everything, capture data in real time wherever it is, and augment the intelligence of your business through analytical insights. Thousands of customers around the globe rely on us to build compelling experiences, energize operations, and propel innovation. Learn how TIBCO makes digital smarter at [www.tibco.com](http://www.tibco.com).

©2016-2017, TIBCO Software Inc. All rights reserved. TIBCO and the TIBCO logo, and Spotfire are trademarks or registered trademarks of TIBCO Software Inc. or its subsidiaries in the United States and/or other countries. All other product and company names and marks in this document are the property of their respective owners and mentioned for identification purposes only.

11/10/17